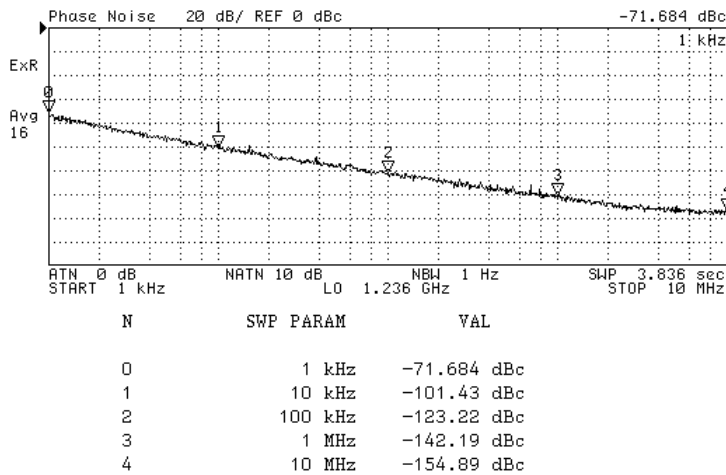
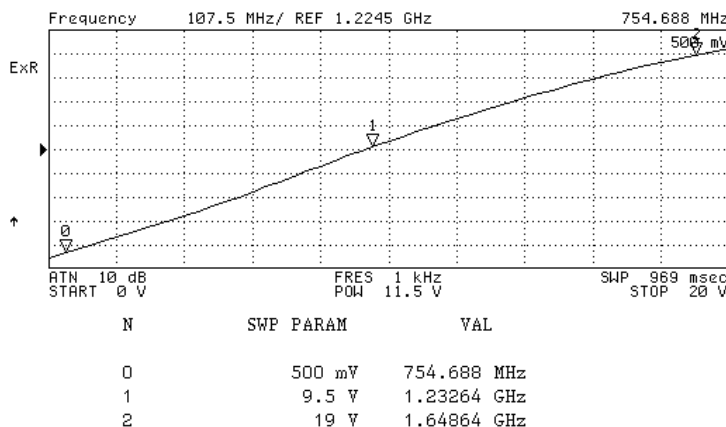


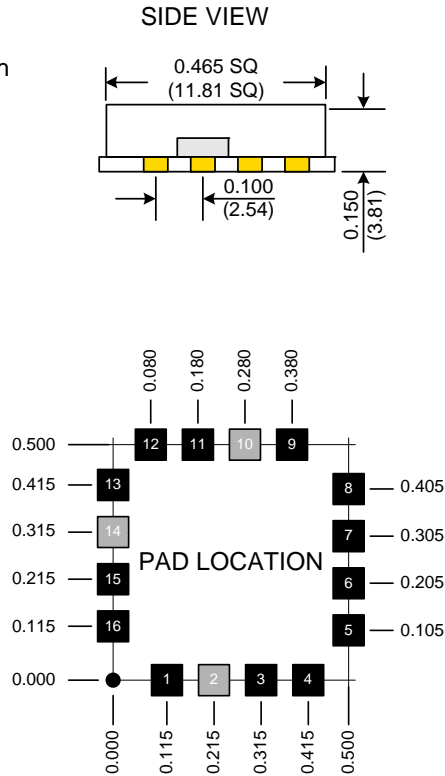
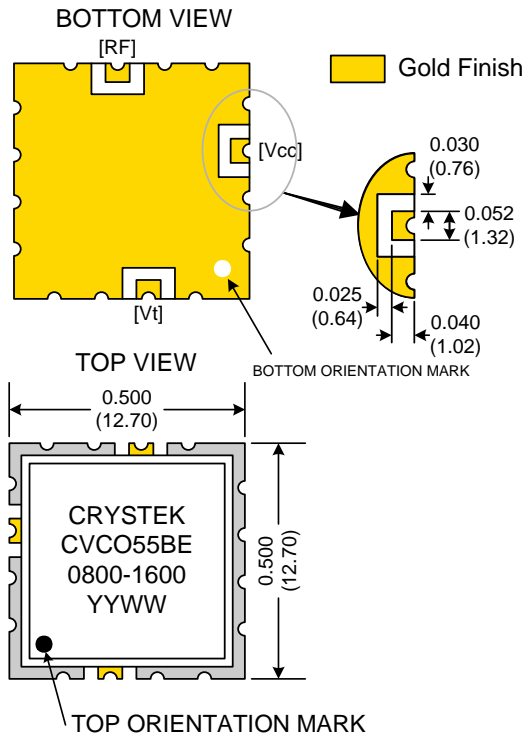
PERFORMANCE SPECIFICATION	MIN	TYP	MAX	UNITS
Lower Frequency:			800	MHz
Upper Frequency:	1600			MHz
Tuning Voltage:	0.5		19.0	VDC
Supply Voltage:	11.0	11.5	12.0	VDC
Output Power:	+4.0	+6.0	+8.0	dBm
Supply Current:		15	30	mA
Harmonic Suppression (2 nd Harmonic):		-10		dBc
Pushing:			2.0	MHz/V
Pulling, all Phases:			10.0	MHz pk-pk
Tuning Sensitivity:		60		MHz/V
Phase Noise @ 10kHz offset:		-100		dBc/Hz
Phase Noise @ 100kHz offset:		-122		dBc/Hz
Load Impedance:		50		Ω
Input Capacitance:			47	pF
Operating Temperature Range:	-40		+85	$^{\circ}$ C
Storage Temperature Range:	-45		+90	$^{\circ}$ C

Phase Noise
(1 Hz BW, Typical)



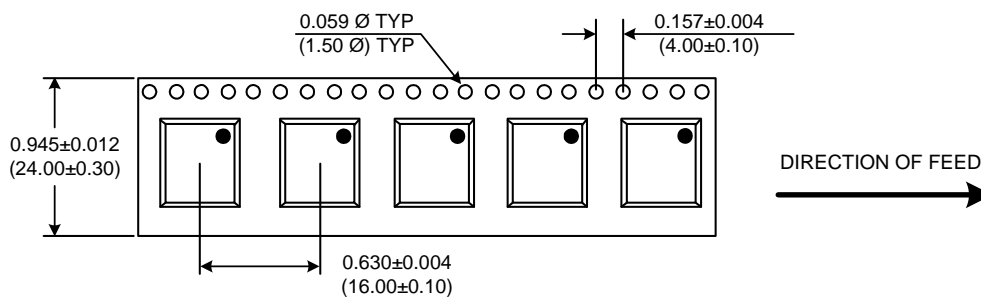
Tuning Curve
(Typical)





- Unless otherwise specified, Dimensions are in: $\frac{IN}{(mm)}$
- Pad Location Dimensions are in: Inches

TAPE AND REEL



Drawing not to scale

Product Control:

Crystek Part Number:	CVCO55BE-0800-1600	Release Date:	06-Feb-08
Revision Level:	C	Responsible:	C. Vales

Specification is subject to change without notice

Page 2 of 2